

Phone: (207) 622-3701

GREATER AUGUSTA UTILITY DISTRICT

Fax: (207) 622-4539

12 Williams Street
Augusta, Maine 04330
www.augustawater.org

BRIAN TARBUCK
General Manager

TRUSTEES:

KENNETH R. KNIGHT, Chair
SUSAN FARNSWORTH, Vice Chair
STEPHEN J. ROBERGE, Clerk
LISA M. HASKELL, Treasurer

TRUSTEES:

DENNIS KINNEY
DONALD A. ROBERTS
THOMAS A. SOTIR
DAVID P. SMITH

September 4, 2008

Scott Whitney
State of Maine, Drinking Water Program
11 State House Station
Augusta, ME 04333-0011

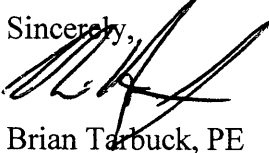
Dear Mr. Whitney:

Please find attached the monthly reports for compliance with the Safe Drinking Water Act and Maine's Rules Relating to Drinking Water for the month of August, 2008. You should find the following documents:

1. Fluoridation Report;
2. Total Coliform Monitoring Report;
3. South Well, Brookside Well and Triangle Well pumpage report; and
4. Triangle Station Monthly Operating Report.

If you have any questions, please contact me at 622-3701.

Sincerely,



Brian Tarbuck, PE

Monthly Fluoride Report
System Type - Fluoride Systems


System Information
 Treatment plant/pump station: Triangle Station
 Fluoride Chemical Used: Sodium fluoride

System Name: **Greater Augusta Utility District**

PWSID#: **90080**

Reporting period: **August, 2008**

Notes:

Signature:  Date: 9/4/2008

| Date | GAU | Location | HETL |
|----------------|------|------------------|------|
| 8/12/2008 9:20 | 1.38 | Triangle Station | 1.50 |
| | | | |
| | | | |

| Fluoride | | | | |
|--------------|------------------|-------------------------|------------------------|-------------------------|
| Date | Total production | Gallons of makeup water | Daily Average Residual | Theoretical Calculation |
| units: | Mgals | gallons | mg / L | mg / L |
| 1 | 1.92 | 142 | 1.32 | 1.33 |
| 2 | 1.66 | 134 | 1.30 | 1.45 |
| 3 | 1.65 | 121 | 1.30 | 1.32 |
| 4 | 2.16 | 145 | 1.28 | 1.21 |
| 5 | 1.87 | 146 | 1.29 | 1.41 |
| 6 | 1.93 | 135 | 1.35 | 1.26 |
| 7 | 1.97 | 137 | 1.32 | 1.25 |
| 8 | 1.64 | 139 | 1.32 | 1.53 |
| 9 | 1.91 | 136 | 1.29 | 1.28 |
| 10 | 2.01 | 140 | 1.29 | 1.26 |
| 11 | 1.81 | 141 | 1.36 | 1.40 |
| 12 | 1.97 | 137 | 1.29 | 1.25 |
| 13 | 1.77 | 139 | 1.30 | 1.42 |
| 14 | 2.14 | 147 | 1.29 | 1.24 |
| 15 | 2.09 | 148 | 1.29 | 1.28 |
| 16 | 1.64 | 140 | 1.33 | 1.54 |
| 17 | 1.91 | 134 | 1.28 | 1.26 |
| 18 | 2.01 | 135 | 1.31 | 1.21 |
| 19 | 1.82 | 136 | 1.29 | 1.35 |
| 20 | 1.89 | 132 | 1.24 | 1.26 |
| 21 | 2.24 | 144 | 1.26 | 1.16 |
| 22 | 2.31 | 150 | 1.32 | 1.17 |
| 23 | 1.92 | 152 | 1.26 | 1.43 |
| 24 | 1.66 | 135 | 1.27 | 1.47 |
| 25 | 2.18 | 147 | 1.29 | 1.22 |
| 26 | 1.97 | 149 | 1.27 | 1.36 |
| 27 | 1.98 | 138 | 1.31 | 1.26 |
| 28 | 1.84 | 134 | 1.28 | 1.31 |
| 29 | 1.83 | 132 | 1.24 | 1.30 |
| 30 | 1.89 | 134 | 1.29 | 1.28 |
| 31 | 1.52 | 136 | 1.31 | 1.62 |
| Avg | 1.91 | 139 | 1.29 | 1.33 |
| Min | 1.52 | 121 | 1.24 | 1.16 |
| Max | 2.31 | 152 | 1.36 | 1.62 |
| Total | 59.11 | 4,322 | | |

Systems that don't use the state lab need to report their distribution system certified lab results here.

| Date | Location in the distribution system | Result mg/L |
|------|-------------------------------------|-------------|
| | | |
| | | |
| | | |
| | | |

Notes:


Bacteriological Report Form
Utility: Greater Augusta Utility District, PWSID 90080
Greater Augusta Utility District Laboratory, ME012

Number of samples required: 15
 Number of samples taken for compliance: 24
 Number of quality control samples: 1
 Number of positive samples: 0

I hereby certify that this report is true and correct and that the bacterial analyses reported herein were performed in accordance with the Standard Methods for Water Analysis.

June Mooney
 June Mooney, Water Quality Specialist

| Samp. # | Location | Sam. Type | Collected by | Collection date & time | Free Cl ₂ | Total Cl ₂ | Fluoride (mg/l) | Set up by: | Date & time | Coliform Present/Absent | Method | Lauryl Tryptose 24 hr | 48 hr | bril. green | EC 44.5c | HPC 48 hrs | |
|---------|------------------------|-----------|--------------|------------------------|----------------------|-----------------------|-----------------|------------|---------------|-------------------------|---------|-----------------------|-------|-------------|-----------|------------|-------|
| 1 | HOSPITAL ST. STA. | DIS | TANGEMAN | 8-7-08/7:21 | 0.95 | 0.94 | 1.27 | TANGEMAN | 8-7-08/10:36 | A | COLLERT | | | | | | |
| 2 | 12 WILLIAMS ST. | DIS | TANGEMAN | 8-7-08/8:20 | 1.11 | 1.11 | 1.30 | TANGEMAN | 8-7-08/10:36 | A | COLLERT | | | | | | |
| 3 | NORTHWEST STA. | DIS | TANGEMAN | 8-7-08/8:47 | 1.06 | 1.06 | 1.20 | TANGEMAN | 8-7-08/10:36 | A | COLLERT | | | | | | |
| 4 | WELLHOUSE | DIS | TANGEMAN | 8-7-08/9:26 | 1.28 | 1.26 | 1.34 | TANGEMAN | 8-7-08/10:36 | A | COLLERT | | | | | | |
| 5 | WESTERN STA. | DIS | TANGEMAN | 8-7-08/9:56 | 0.69 | 0.69 | 1.22 | TANGEMAN | 8-7-08/10:36 | A | COLLERT | | | | | | |
| 6 | WELLHOUSE | DIS | MOONEY | 8-12-08/9:20 | 1.22 | 1.23 | 1.38 | MOONEY | 8-12-08/3:00 | A | COLLERT | | | | | | |
| 7 | WESTERN STA. | DIS | MOONEY | 8-12-08/9:50 | 0.93 | 0.95 | 1.35 | MOONEY | 8-12-08/3:00 | A | COLLERT | | | | | | |
| 8 | NORTHWEST STA. | DIS | MOONEY | 8-12-08/10:10 | 1.04 | 1.04 | 1.23 | MOONEY | 8-12-08/3:00 | A | COLLERT | | | | | | |
| 9 | K.V. CREDIT UNION | DIS | MOONEY | 8-12-08/10:25 | 0.73 | 0.70 | 1.37 | MOONEY | 8-12-08/3:00 | A | COLLERT | | | | | | |
| 10 | 12 WILLIAMS ST. | DIS | MOONEY | 8-12-08/10:45 | 1.08 | 1.07 | 1.38 | MOONEY | 8-12-08/3:00 | A | COLLERT | | | | | | |
| 11 | WILLOW ST. STA. | DIS | MOONEY | 8-12-08/11:10 | 0.90 | 0.90 | 1.35 | MOONEY | 8-12-08/3:00 | A | COLLERT | | | | | | |
| 12 | HOSPITAL ST. STA. | DIS | MOONEY | 8-12-08/11:45 | 0.84 | 0.86 | 1.30 | MOONEY | 8-12-08/3:00 | A | COLLERT | | | | | | |
| 13 | BEST INN | DIS | MOONEY | 8-12-08/11:55 | 0.49 | 0.50 | 1.20 | MOONEY | 8-12-08/3:00 | A | COLLERT | | | | | | |
| 14 | WELLHOUSE | DIS | MOONEY | 8-19-08/11:25 | 1.24 | 1.22 | 1.31 | MOONEY | 8-20-08/8:15 | A | COLLERT | | | | | 110.1ML | |
| 15 | MANCHESTER TOWN OFFICE | DIS | MOONEY | 8-19-08/12:00 | 0.03 | 0.04 | 1.30 | MOONEY | 8-20-08/8:15 | A | COLLERT | | | | | | |
| 16 | WESTERN STA. | DIS | MOONEY | 8-19-08/1:35 | 0.92 | 0.92 | 1.21 | MOONEY | 8-20-08/8:15 | A | COLLERT | | | | | | |
| 17 | NORTHWEST STA. | DIS | MOONEY | 8-19-08/2:00 | 1.26 | 1.24 | 1.25 | MOONEY | 8-20-08/8:15 | A | COLLERT | | | | | | |
| 18 | 12 WILLIAMS ST. | DIS | MOONEY | 8-19-08/2:30 | 1.16 | 1.16 | 1.30 | MOONEY | 8-20-08/8:15 | A | COLLERT | | | | | | |
| 19 | HOSPITAL ST. STA. | DIS | MOONEY | 8-19-08/2:50 | 1.01 | 1.01 | 1.31 | MOONEY | 8-20-08/8:15 | A | COLLERT | | | | | | |
| 20 | WESTERN STA. | DIS | MOONEY | 8-26-08/10:15 | 1.01 | 1.01 | 1.50 | MOONEY | 8-26-08/3:15 | A | COLLERT | | | | | | |
| 21 | WELLHOUSE | DIS | MOONEY | 8-26-08/10:40 | 1.36 | 1.34 | 1.22 | MOONEY | 8-26-08/3:15 | A | COLLERT | | | | | | |
| 22 | NORTHWEST STA. | DIS | MOONEY | 8-26-08/11:50 | 1.30 | 1.28 | 1.23 | MOONEY | 8-26-08/3:15 | A | COLLERT | | | | | | |
| 23 | 12 WILLIAMS ST. | DIS | MOONEY | 8-26-08/12:15 | 1.23 | 1.23 | 1.39 | MOONEY | 8-26-08/3:15 | A | COLLERT | | | | | | |
| 24 | HOSPITAL ST. STA. | DIS | MOONEY | 8-26-08/12:35 | 0.86 | 0.90 | 1.29 | MOONEY | 8-26-08/3:15 | A | COLLERT | | | | | | |
| * | LAB DISTILLED WATER | SPT | MOONEY | 8-25-08/11:00 | 0.00 | 0.00 | | MOONEY | 8-25-08/11:45 | | | | | | COND=1.42 | UMHOS | 0.2ML |

| | | | |
|--|---|---|-------------------------------------|
| Monthly Well Production Report | | System Information | |
| System Type - All GW systems | | Treatment plant/pump station: All wells | |
| System Name: | Greater Augusta Utility District | Select one | |
| PWSID#: | 90080 | Community System | <input checked="" type="checkbox"/> |
| Designated operator name and ME License #: | Brian Tarbuck 2026 | Non-transient Non-community | <input type="checkbox"/> |
| e-mail address: | btarbuck@augustawater.org | Transient Non-Community | <input type="checkbox"/> |
| Reporting period (month and year): | August - 08 | List any new or changed system information (facilities, treatments, sources, operators, address, tele, etc.): | |
| Signature:  | Date: 9/4/2008 | List any operation problems or comments: | |
| | | This sheet reports production from all three wells at Augusta Water District. This is a supplemental report to the MOR. | |

| Daily water production (MG) | | | | |
|-----------------------------|---------------|--------------|----------------|--------------|
| Date | Triangle Well | South Well | Brookside Well | Sum |
| 1 | 0.91 | 0.65 | 0.37 | 1.92 |
| 2 | 0.92 | 0.48 | 0.26 | 1.66 |
| 3 | 0.93 | 0.71 | 0.00 | 1.65 |
| 4 | 0.89 | 0.79 | 0.48 | 2.16 |
| 5 | 0.92 | 0.57 | 0.39 | 1.87 |
| 6 | 0.91 | 0.70 | 0.32 | 1.93 |
| 7 | 0.91 | 0.67 | 0.40 | 1.97 |
| 8 | 0.93 | 0.63 | 0.08 | 1.64 |
| 9 | 0.91 | 0.73 | 0.27 | 1.91 |
| 10 | 0.90 | 0.80 | 0.31 | 2.01 |
| 11 | 0.92 | 0.70 | 0.19 | 1.81 |
| 12 | 0.92 | 0.77 | 0.28 | 1.97 |
| 13 | 0.93 | 0.74 | 0.09 | 1.77 |
| 14 | 0.90 | 0.77 | 0.47 | 2.14 |
| 15 | 0.89 | 0.72 | 0.47 | 2.09 |
| 16 | 0.92 | 0.46 | 0.26 | 1.64 |
| 17 | 0.91 | 0.60 | 0.40 | 1.91 |
| 18 | 0.91 | 0.76 | 0.35 | 2.01 |
| 19 | 0.90 | 0.67 | 0.25 | 1.82 |
| 20 | 0.93 | 0.96 | 0.00 | 1.89 |
| 21 | 0.90 | 1.05 | 0.28 | 2.24 |
| 22 | 0.88 | 0.66 | 0.77 | 2.31 |
| 23 | 0.71 | 0.38 | 0.82 | 1.92 |
| 24 | 0.72 | 0.09 | 0.84 | 1.66 |
| 25 | 0.89 | 0.49 | 0.79 | 2.18 |
| 26 | 0.61 | 0.55 | 0.81 | 1.97 |
| 27 | 0.66 | 0.52 | 0.79 | 1.98 |
| 28 | 0.61 | 0.41 | 0.82 | 1.84 |
| 29 | 0.62 | 0.39 | 0.82 | 1.83 |
| 30 | 0.72 | 0.36 | 0.81 | 1.89 |
| 31 | 0.63 | 0.02 | 0.86 | 1.52 |
| Sum | 26.24 | 18.82 | 14.06 | 59.11 |

Monthly Operating Report
System Type - All GW systems


System Name: **Greater Augusta Utility District**

PWSID#: **90080**

Designated operator name and ME License #: **Brian Tarbuck**
2026

e-mail address: **bstarbuck@augustawater.org**

Reporting period (month and year): **August - 08**

Signature:  Date: **9/4/2008**

System Information

Treatment plant/pump station: **Triangle Station**

Select one

Community System →

Non-transient Non-community →

Transient Non-Community →

List any new or changed system information (facilities, treatments, sources, operators, address, tele, etc.):

List any operation problems or comments:

Daily water production

| Date | Mgals pumped | Peak hourly flow | pH | Dis. log inactivation |
|---------|--------------|------------------|-------------|-----------------------|
| 1 | 1.92 | n/a | 7.51 | n/a |
| 2 | 1.66 | n/a | 7.51 | n/a |
| 3 | 1.65 | n/a | 7.51 | n/a |
| 4 | 2.16 | n/a | 7.51 | n/a |
| 5 | 1.87 | n/a | 7.51 | n/a |
| 6 | 1.93 | n/a | 7.51 | n/a |
| 7 | 1.97 | n/a | 7.50 | n/a |
| 8 | 1.64 | n/a | 7.50 | n/a |
| 9 | 1.91 | n/a | 7.50 | n/a |
| 10 | 2.01 | n/a | 7.50 | n/a |
| 11 | 1.81 | n/a | 7.50 | n/a |
| 12 | 1.97 | n/a | 7.50 | n/a |
| 13 | 1.77 | n/a | 7.50 | n/a |
| 14 | 2.14 | n/a | 7.51 | n/a |
| 15 | 2.09 | n/a | 7.51 | n/a |
| 16 | 1.64 | n/a | 7.51 | n/a |
| 17 | 1.91 | n/a | 7.51 | n/a |
| 18 | 2.01 | n/a | 7.50 | n/a |
| 19 | 1.82 | n/a | 7.50 | n/a |
| 20 | 1.89 | n/a | 7.49 | n/a |
| 21 | 2.24 | n/a | 7.50 | n/a |
| 22 | 2.31 | n/a | 7.50 | n/a |
| 23 | 1.92 | n/a | 7.51 | n/a |
| 24 | 1.66 | n/a | 7.51 | n/a |
| 25 | 2.18 | n/a | 7.50 | n/a |
| 26 | 1.97 | n/a | 7.49 | n/a |
| 27 | 1.98 | n/a | 7.49 | n/a |
| 28 | 1.84 | n/a | 7.50 | n/a |
| 29 | 1.83 | n/a | 7.50 | n/a |
| 30 | 1.89 | n/a | 7.50 | n/a |
| 31 | 1.52 | n/a | 7.50 | n/a |
| Summary | 59.11 | | 7.50 | |
| | (total) | (avg.) | (avg.) | (min.) |

Chemical usage

From table below: →

List units: (i.e. lbs, gal)

| Chemical usage | | | | | | Disinfectant Residual |
|----------------|------------|------------|---------|---------|---------|-----------------------|
| 1 | 2 | 3 | 4 | 5 | 6 | |
| gal | gal | lbs | | | | mg/L |
| 1.6 | 22.8 | 0 | | | | 1.35 |
| 2.1 | 21.8 | 0 | | | | 1.30 |
| 1.6 | 19.9 | 0 | | | | 1.20 |
| 1.1 | 18.3 | 100 | | | | 1.16 |
| 0.8 | 25.8 | 0 | | | | 1.13 |
| 2.4 | 21.8 | 100 | | | | 1.08 |
| -0.5 | 20.7 | 0 | | | | 1.04 |
| 1.3 | 21.5 | 100 | | | | 1.04 |
| 1.9 | 19.6 | 0 | | | | 1.02 |
| 1.9 | 22.6 | 0 | | | | 1.03 |
| 2.4 | 22.3 | 0 | | | | 1.12 |
| 1.1 | 21.8 | 0 | | | | 1.18 |
| 0.3 | 20.7 | 0 | | | | 1.19 |
| 2.1 | 23.1 | 0 | | | | 1.20 |
| 2.4 | 14.5 | 0 | | | | 1.28 |
| 2.4 | 24.7 | 0 | | | | 1.29 |
| -1.1 | 22.8 | 0 | | | | 1.28 |
| 2.4 | 21.0 | 100 | | | | 1.26 |
| 3.2 | 22.3 | 0 | | | | 1.31 |
| -1.1 | 21.0 | 0 | | | | 1.36 |
| 1.9 | 22.0 | 100 | | | | 1.44 |
| 2.4 | 28.2 | 150 | | | | 1.49 |
| 2.4 | 26.1 | 0 | | | | 1.53 |
| 2.7 | 22.8 | 0 | | | | 1.56 |
| 1.3 | 19.9 | 0 | | | | 1.42 |
| -1.1 | 26.3 | 100 | | | | 1.31 |
| 1.6 | 23.1 | 100 | | | | 1.28 |
| 2.1 | 21.2 | 0 | | | | 1.32 |
| 2.7 | 16.1 | 0 | | | | 1.34 |
| 2.4 | 23.9 | 0 | | | | 1.37 |
| 0.0 | 23.6 | 0 | | | | 1.39 |
| 47.01 | 682 | 850 | | | | 1.02 |
| (total) | (total) | (total) | (total) | (total) | (total) | (min.) |

Chemicals Used
(report fluoride info on separate fluoride form)

| Number | Chemical Name | Purpose | Chemical Strength |
|--------------|---------------------|---|-------------------|
| 1 | Calciquest liquid | calcium sequestration / Pb / Cu control | 77% polyphosphate |
| 2 | Sodium hypochlorite | primary and secondary disinfection | 12.50% |
| 3 | sodium fluoride | fluoridation | |
| 4 | | | |
| 5 | | | |
| 6 | | | |
| Disinfectant | | | |

Summary of Total Coliform Bacteria Rule - please continue to submit complete results

| | | | |
|----------------------------------|----|-------------------------------------|------|
| Number of routine samples taken: | 24 | Number of repeat samples taken: | 0 |
| Number of positive samples: | 0 | Average chlorine residual at sites: | 0.99 |